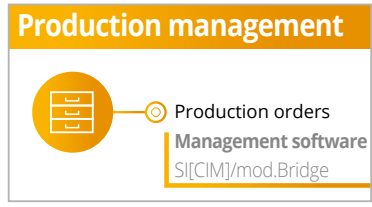


The system of performing and integrating software solutions to manage every metal sheet working phase in a productive and efficient way

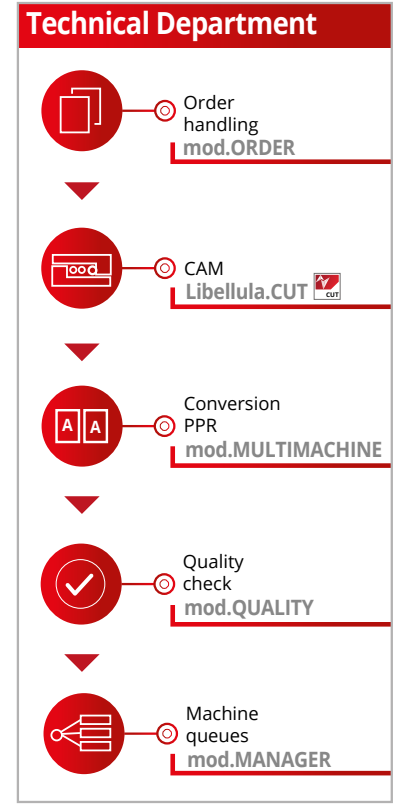




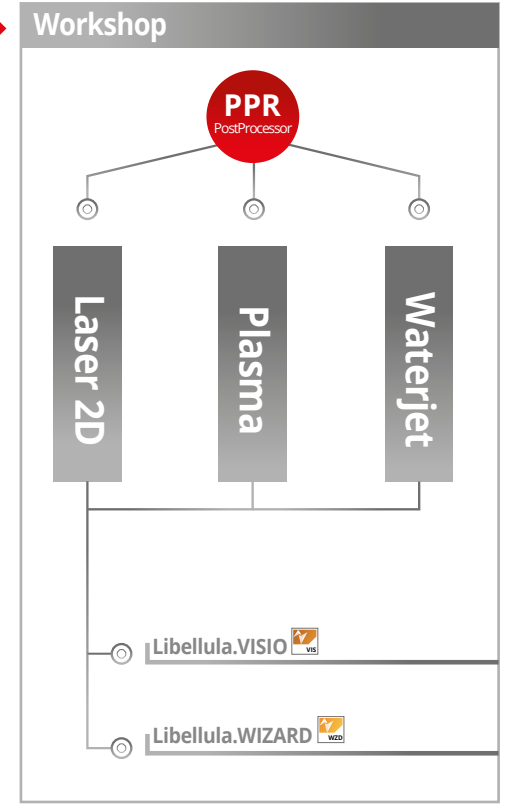
STEP 1



STEP 2



STEP 3



STEP 4



STEP 1

Sales Manager

Sales activity

From offer request to the order confirmation.
Rapid and efficient.



Our software in action



OFFER REQUEST FROM CUSTOMER



IMPORT DRAWING FILES

SI[CIM]
Check the production queue

Libellula.IMPORT
Import files DXF o DWG of parts



OFFER

Libellula.BUDGET
Prepares the offer and sends it to the Customer

SI[CIM]
Offers archive



ORDER CONFIRMATION



PRODUCTION ORDER

SI[CIM]
Order confirmation and creation of internal order



Libellula.BUDGET 

Libellula.IMPORT 

Management Software:

SI[CIM] / mod.BRIDGE

Libellula.IMPORT

Multiple import of metal sheet parts

Libellula.IMPORT allows to import multiple drawing file and to validate them according to settings defined by the user in order to minimize the manual interventions.

Libellula.BUDGET

Make offer of metal sheet parts Libellula

BUDGET allows to obtain an offer very quickly, detailed and complete of metal sheet parts required by the Customer.

Management Software:

SI[CIM] / mod.BRIDGE

SI[CIM] allows the sales department to verify the production situation in order to propose a delivery date, to archive the offer in the correct database, when the offer is accepted, to make an internal production order, checking the stocks already present in the warehouse and relevant to the ordered parts.

STEP 1



Offer request

Import

Quotation

Order confirmation

Production management

Stock

Management software



Orders management

STEP 2

Orders management

CAM

PPR conversion

Quality Check

Machine queues

STEP 3

WORKSHOP

Libellula.VISIO
Libellula.WIZARD

STEP 4

Automatic warehouse

Metal sheet warehouse

STEP 2

Sales Dept.

Opening order

The Production Manager open the internal order issued by sales dept. and he creates a list of works to elaborate in the production dept.



PROGRAMS USED

mod.ORDER

Libellula.CUT

mod.MULTIMACHINE

mod.QUALITY

mod.MANAGER



Our software in action



ORDERS MANAGEMENT

mod.ORDER
Selection of orders to be produced. Making production orders



CAM

Libellula.CUT
Nesting and validation of cutting list



PPR CONVERSION

mod.MULTIMACHINE
Technological conversion and automatic creation of Post Processor



QUALITY CHECK

mod.QUALITY
Validation of nesting and cutting path



MACHINE QUEUES

mod.MANAGER
Planning of production queues



MANAGEMENT SOFTWARE

**SI[CIM]
mod.BRIDGE**

mod.ORDER

Management and planning of order

With mod.ORDER, the Production Manager can create a list of organized orders optimally for the production department, dividing them according to his choice for material and thickness, or by order number or customer etc.

Libellula.CUT

CAD/CAM system for cutting machines

Libellula.CUT is a nesting and planning system for all cutting machines. It's provided of algorithms to optimize any type of cutting technology. Create optimized nesting and postprocessor to be sent to the machine.

mod.MULTIMACHINE

Automatic creation of postprocessor

With this software, postprocessors will be always available for all compatible machines. This brings a great advantage to the flexibility of production choices.

mod.QUALITY

Nesting control and cutting paths

All nesting that respect the user-selected quality parameters will be automatically validated, while for the others it will be created a list that must be verified by the Production Manager.

mod.MANAGER

Production queue management

This module allows you to create and edit production queues on individual machine tools, both automatically and manually. It also lets you know the state of real-time production.

STEP 1

STEP 2

STEP 3

STEP 4



Offer request

Import

Quotation

Order confirmation

Production management

Stock

Management software



Orders management

Orders management

CAM

PPR conversion

Quality Check

Machine queues

WORKSHOP

Libellula.VISIO
Libellula.WIZARD

Automatic warehouse

Metal sheet warehouse

STEP 3

Workshop

Order working

The machine is ready. The operator checks nesting and start the machine.



Our software in action



PROGRAMS USED

Libellula.VISIO 

Libellula.WIZARD 

Libellula.VISIO

Control and validation of production

Through this system the machine operator knows the running job list and can optimize it according to the machine equipment. Libellula.VISIO can be directly connected to the machine in order to automatically record the state changes and therefore to allow a real-time production view.

Libellula.WIZARD

Programming and modification on-board machine

With Libellula.WIZARD the operator can program all the less complex workings, making it possible to do any changes directly to the machine and without going through the Technical dept., thanks to the simple and intuitive interface, ensuring a considerable time savings.



MACHINES FLEET

Libellula.VISIO
Queue of available works;
Preparation of machine optimization

Libellula.WIZARD
Programming
and modifications on board machine



MANAGING SOFTWARE

SI[CIM]/mod.BRIDGE



PRODUCTION ORDER

STEP 1



Offer request

Import

Quotation

Order confirmation

Production management

Stock

Management software



Orders management

Orders management

CAM

PPR conversion

Quality Check

Machine queues



Libellula.VISIO
Libellula.WIZARD

Automatic warehouse

Metal sheet warehouse

STEP 2

STEP 3

STEP 4

STEP 4

Warehouse

Warehouse check for the production

From the Production Manager to the warehouse's workers. It's sent the request to prepare the necessary materials for the production with real-time updates of stocks.



PROGRAMS USED

mod.STORAGE

Libellula.STOCKER



Our software in action



METAL SHEET WAREHOUSE

mod.STORAGE
The warehouse's workers will receive the request to prepare materials for each machine or for the automatic functioning



AUTOMATIC WAREHOUSE

Libellula.STOCKER
The requested materials are automatically identified



ORDER FINALIZATION



MANAGEMENT SOFTWARE

SI[CIM]/mod.BRIDGE



PRODUCTION ORDER

STEP 1



Offer request

Import

Quotation

Order confirmation

Production management

Stock

Management software



Orders management

Orders management

CAM

PPR conversion

Quality Check

Machine queues

WORKSHOP

Libellula.VISIO
Libellula.WIZARD

Automatic warehouse

Metal sheet warehouse

STEP 2

STEP 3

STEP 4



Microsoft Partner
Silver Application Development

Libellula S.r.l. - Headquarters

Via Savigliano 6/B/1 - 12062 Cherasco (CN) - Italy
Tel. +39 (0) 172 491834 - Fax: +39 (0) 172 457970
contact@libellula.eu

Libellula S.a.r.l.

380, avenue Blaise Pascal - 77550 Moissy Cramayel - France
Tel. +33 (0) 476 227017
contact.fr@libellula.eu

Libellula SMS S.L.

Pol. Ind. Silvota C/ Peña Santa-Parc. 12, LLANERA, 33192 - España
Tel. +34 (0) 985 261 945 - Fax: +34 (0) 985 263 966
contact.es@libellula.eu

Libellula GmbH

Pfnorstr. 10 - D-64293 Darmstadt - Deutschland
Tel. +49 (0) 6151 9575838 - Fax: +49 (0) 6151 9575840
contact.de@libellula.eu

Libellula China

No 48, Lane 1111 Shuying Rd, Minhang District, Shanghai, PRC
201199 China Tel. +86 (0) 137 9520 3276
contact.cn@libellula.eu

Libellula do Brasil

Av. Cândido de Abreu, 526 - CJ 907 B Centro Cívico Curitiba - PR
CEP: 80530-905 Tel. +55 (0) 41 35327751
contact.br@libellula.eu