


mod.BRIDGE

The perfect connection between ERP and CAM



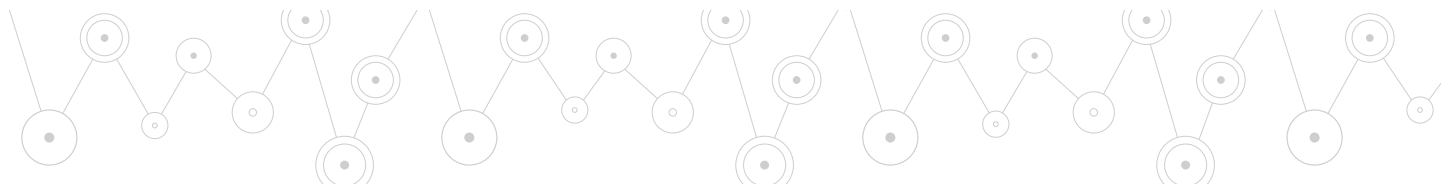


mod. BRIDGE is the best solution for the connection between ERP and CAM

mod.BRIDGE is the best solution for interfacing any management (ERP / MRP) existing in company with one of the Libellula.CAM software, such as Libellula.CUT or SI [CAM].

By exploiting the versatility of the mod.BRIDGE services, the software is able to provide the communication between the two systems through data exchange via a file in XML,CSV or any other format.

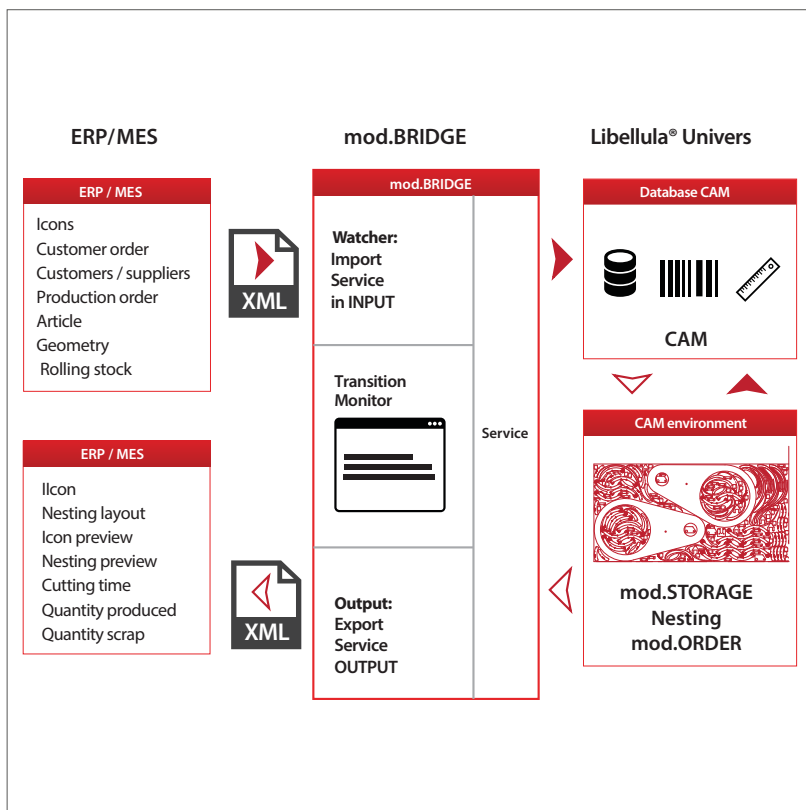
ERP / CAM interface and MRP / CAM: different systems, a single database. Integration of mod.BRIDGE with Libellula Universe system makes possible an effective and **reliable communication between the CAM database and the set of ERP and MRP** software management already present in the business system.



A procedure longer to describe than ...to use!

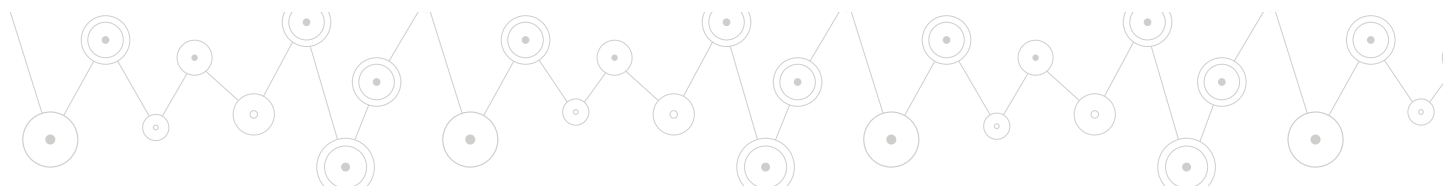
- ✦ The system has a **flexible architecture** capable of transferring the Watcher input of mod.BRIDGE icons, customer orders, the list of customers and suppliers, articles and designed geometry, the amount of sheet metal and special warehouse inventory, and all the information present in the ERP interface
- ✦ From here **the data sent to mod.BRIDGE are transferred into the CAM database**, which makes it available to the STORAGE e ORDER, così come al software di taglio al laser per le varie procedure di nesting
- ✦ **The process is smooth and fast and can also develop in the opposite direction:** from the CAM database, data such as icons and their previews, layout and preview of nesting, cutting schedules, amount of manufactured products and scraps, are transferred to the mod. BRIDGE, which reinserts them into the ERP or MRP interface.
- ✦ All incoming and outgoing **files** of mod.BRIDGE are in **XML format**

mod.BRIDGE



CONNECTION BETWEEN DIFFERENT ERP-MRP SYSTEMS AND CAM SOFTWARE

EASY TO USE
ELIMINATES POTENTIAL HUMAN AND PRODUCTION ERRORS



Codice lamiera	000000669
Materiale	FE
Dimensioni (LxHxS mm)	3000x1500x1.5
Tempo taglio (hh:mm:ss)	00:57:13

Peso icone (kg)	39.11
Sfrido (kg)	13.88
Lamiera (kg)	52.99
Q.tà icone	596
Numero tagli	1

Costo icone (€)	24.64
Costo sfrido (€)	8.74
Macchina	DEMO Machine_4K
Costo fisso (€/h)	75.00
Costo macchina (€)	71.54

Articolo	Peso (kg)	Nr pezzi	Tempo totale (hh:mm:ss)	Costo consumabili (€)	Costo icone (€)	Costo sfrido (€)	Costo totale (€)
Icna: 0000000	0.06	20	00:02:07	0.68	0.74	0.26	1.68
Icna: 00200079	0.01	317	00:18:42	5.63	1.76	0.62	8.01
Icna: 1000104151	0.03	18	00:01:22	0.45	0.38	0.14	0.96
Icna: 30100009	0.36	27	00:11:31	3.89	6.10	2.17	12.16
Icna: 30126248	0.11	108	00:12:19	4.04	7.69	2.73	14.46
Icna: 427556	0.07	8	00:00:37	0.20	0.34	0.12	0.67
Icna: 429691	0.44	16	00:02:42	0.96	4.40	1.56	6.92
Icna: 434398	1.39	2	00:00:17	0.11	1.75	0.62	2.49
Icna: HAAS44	0.03	80	00:07:32	2.33	1.48	0.52	4.33
Totale costi consumabili/materiale (€)							51.68
Costo macchina (€)							71.54
Costo totale (€)							123.22

Technical specifications:

- ✓ Easy to use
- ✓ Versatility
- ✓ Eliminates redundant data transfers and potential human error
- ✓ Eliminates production errors
- ✓ Huge savings of time and ability to hyper efficient management of time contract
- ✓ Accuracy in case of budgeting / flushing
- ✓ Guarantee of connection between different ERP-MRP-ACCOUNTING / CA systems



Libellula S.r.l. - Headquarters

Via Savigliano 6/B/1 - 12062 Cherasco (CN) - Italy
Tel. +39 (0) 172 491834 - Fax: +39 (0) 172 457970
contact@libellula.eu

Libellula S.a.r.l.

380, avenue Blaise Pascal - 77550 Moissy Cramayel - France
Tel. +33 (0) 476 227017
contact.fr@libellula.eu

Libellula SMS S.L.

Pol. Ind. Silvota C/ Peña Santa-Parc. 12, LLANERA, 33192 - España
Tel. +34 (0) 985 261 945 - Fax: +34 (0) 985 263 966
contact.es@libellula.eu

Microsoft Partner

Silver Application Development

Libellula GmbH

Pfnorstr. 10 - D-64293 Darmstadt - Deutschland
Tel. +49 (0) 6151 9575838 - Fax: +49 (0) 6151 9575840
contact.de@libellula.eu

Libellula China

No 48, Lane 1111 Shuying Rd, Minhang District, Shanghai, PRC
201199 China Tel. +86 (0) 137 9520 3276
contact.cn@libellula.eu

Libellula do Brasil

Av. Cândido de Abreu, 526 - CJ 907 B Centro Cívico Curitiba - PR
CEP: 80530-905 Tel. +55 (0) 41 35327751
contact.br@libellula.eu